

START-UP

- 1- Switch the dishwasher off (Stand-by displayed)






- 2- Hold-down the keys  and  simultaneously



- 3- Upon password request, tap the keys       in sequence

If you enter the wrong password, the wrong password screen appears: press any key and try again.

If the password is entered correctly, you access the technical menu.

- 4- Use  to reach point 51
5- Use  to switch off 51
6- Hold-down the key  to exit from the procedure